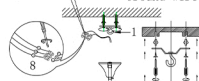
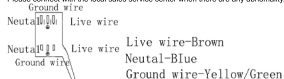


ENGLISH IP20

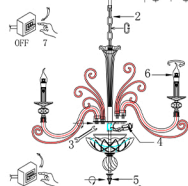
Specification of installation

In order to ensure safety use, please notice the following items:

- Read and understand the whole Specification.
- Suitable for the use of 220-240V and 50-60Hz.
- Must be installed on the fixed places and be checked annually
- Please wear gloves as instalment and avoid rot on the surface of plating.
- **Please turn off** the lighting source by soft cloth as cleaning prohibited to use of rotted detergent.
- Please connect with the local sales service center when there are any abnormality.



- 1 Fix the hanging plate in smallpox
- 2 Lock the chandelier with a chain lock
- 3 Lock the lamp arm with the tool
- 4 Connect the lamp arm the light source line
- 5 Install the bottom glass bowl
- 6 Install the e14 light source
- 7 power off
- 8 Connect lighting power
- 9 power on



CEILING PAN SIZE:



FIXTURE SIZE:



ø840

Product coding: CATARINA SP8 V2